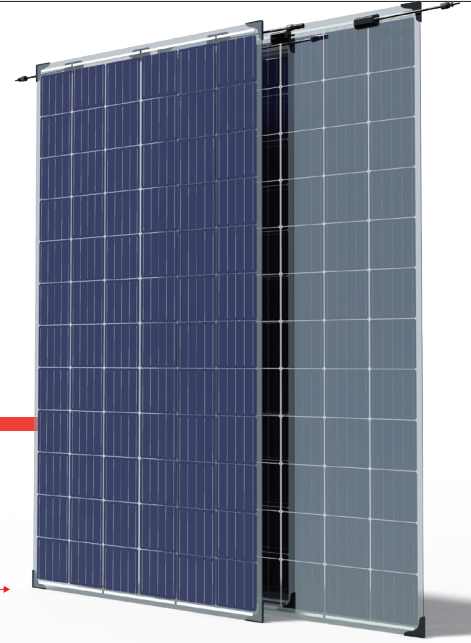


# THE DUOMAX<sup>tw</sup>

## BIFACIAL DUAL GLASS 72-LAYOUT MODULE



**72 LAYOUT**  
MONOCRYSTALLINE MODULE

**345-365W**  
POWER OUTPUT RANGE

**18.6%**  
MAXIMUM EFFICIENCY

**0~+5W**  
POSITIVE POWER TOLERANCE

PRODUCTS	INSTALLATION METHODS	POWER RANGE
TSM-DEG14C.07(II)	CLAMP	345-365W



### High power output



- Increased total power output through generation from front and back side
- Backside power gain up to 25% depending on albedo
- Unique J-box design and installation method to avoid shading on the back side

### Low LCOE



- Maximize limited space, savings in BOS and labour cost
- Higher power generation from same installation footprint as standard modules

### Wide application



- Deployable for ground mounted utility, greenhouse and agricultural projects
- Special application like sound barriers on expressways
- Compatible with major tracker systems

### Environmental conditions



- Module coating resistant to sand, acid, and alkali
- 30 year linear warranty, 0.5% annual degradation

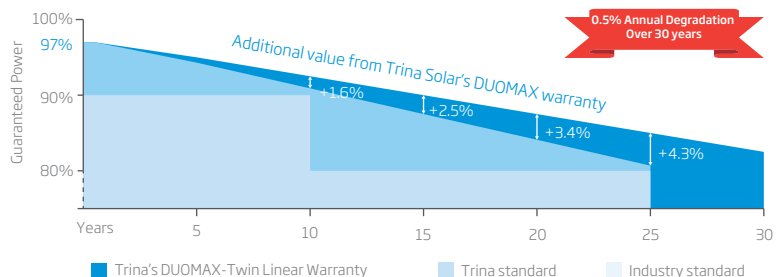
As a leading global manufacturer of next generation photovoltaic products, we believe close cooperation with our partners is critical to success. With local presence around the globe, Trina is able to provide exceptional service to each customer in each market and supplement our innovative, reliable products with the backing of Trina as a strong, bankable partner. We are committed to building strategic, mutually beneficial collaboration with installers, developers, distributors and other partners as the backbone of our shared success in driving Smart Energy Together.

### Comprehensive Products And System Certificates

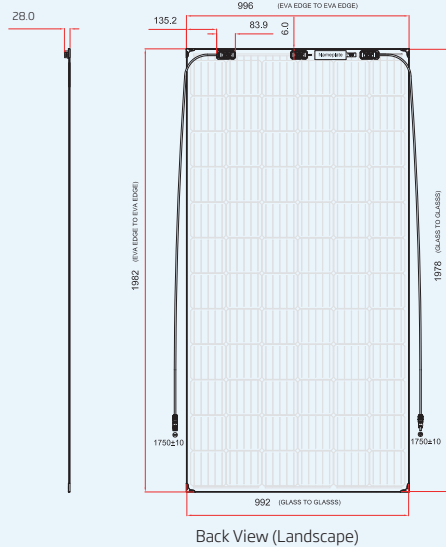
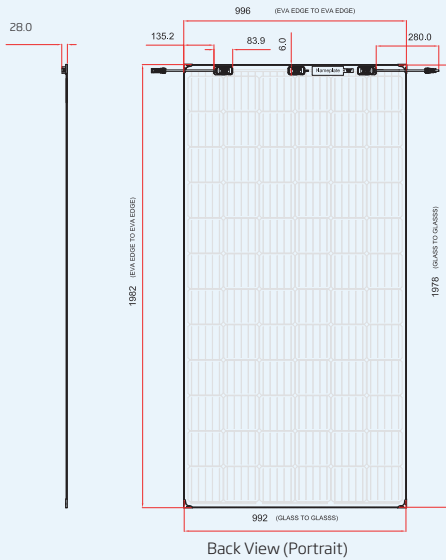
IEC61215/IEC61730/UL1703/IEC61701/IEC62716  
 ISO 9001: Quality Management System  
 ISO 14001: Environmental Management System  
 ISO14064: Greenhouse gases Emissions Verification  
 OHSAS 18001: Occupation Health and Safety Management System



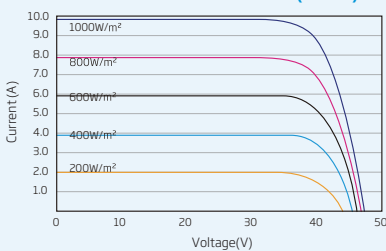
Trina Solar's DUOMAX-Twin Linear Performance Warranty



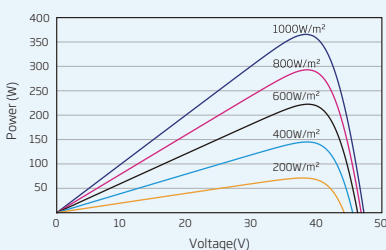
### DIMENSIONS OF PV MODULE(mm)



### I-V CURVES OF PV MODULE(365W)



### P-V CURVES OF PV MODULE(365W)



### ELECTRICAL DATA (STC)

Peak Power Watts- $P_{MAX}$ (Wp)*	345	350	355	360	365
Power Output Tolerance- $P_{MAX}$ (W)	0 ~ +5				
Maximum Power Voltage- $V_{MPP}$ (V)	39.0	39.2	39.4	39.6	39.8
Maximum Power Current- $I_{MPP}$ (A)	8.85	8.93	9.01	9.09	9.17
Open Circuit Voltage- $V_{OC}$ (V)	47.4	47.6	47.8	48.0	48.2
Short Circuit Current- $I_{SC}$ (A)	9.47	9.54	9.61	9.68	9.82
Module Efficiency $\eta_m$ (%)	17.6	17.8	18.1	18.3	18.6

STC: Irradiance 1000W/m<sup>2</sup>, Cell Temperature 25°C, Air Mass AM1.5.  
\*Measurement tolerance: ±3%.

### BI-FACIAL OUTPUT - Backside Power Gain

<b>10%</b>	Power Output(W)	380	385	391	396	401
	Module Efficiency(%)	19.3	19.6	19.9	20.1	20.3
<b>15%</b>	Power Output(W)	397	403	408	414	419
	Module Efficiency(%)	20.2	20.5	20.8	21.0	21.3
<b>25%</b>	Power Output(W)	431	438	444	450	456
	Module Efficiency(%)	21.9	22.3	22.6	22.9	23.1

### ELECTRICAL DATA (NOCT)

Maximum Power- $P_{MAX}$ (Wp)	255	259	263	267	270
Maximum Power Voltage- $V_{MPP}$ (V)	36.1	36.3	36.5	36.7	36.9
Maximum Power Current- $I_{MPP}$ (A)	7.07	7.14	7.20	7.27	7.33
Open Circuit Voltage- $V_{OC}$ (V)	44.8	45.0	45.2	45.4	45.5
Short Circuit Current- $I_{SC}$ (A)	7.65	7.70	7.76	7.82	7.87

NOCT: Irradiance at 800W/m<sup>2</sup>, Ambient Temperature 20°C, Wind Speed 1m/s.

### MECHANICAL DATA

Solar Cells	Monocrystalline 156.75 × 156.75 mm (6.17inches)
Cell Orientation	72 cells (6 × 12)
Module Dimensions	1978 × 992 × 6 mm (77.87×39.05×0.24 inches) 1982 × 996 × 6 mm (78.03×39.21×0.24 inches) with edge banding 1984 × 998 × 7.6 mm (78.11×39.29×0.29 inches) with corner protector(Std)*
Weight	28.0kg (61.6 lb)
Front Glass	2.5 mm (0.10 inches), High Transmission, AR Coated Heat Strengthened Glass
Encapsulant material	POE/EVA(Transparent)
Back Glass	2.5 mm (0.10 inches), High Transmission,low iron ,Heat Strengthened Glass
Frame	Frameless
J-Box	IP 68 rated
Cables	Photovoltaic Technology Cable 4.0 mm <sup>2</sup> (0.006 inches <sup>2</sup> ) Portrait: 280/280 mm(11.02 /11.02 inches) Landscape: 1750/1750 mm(68.89 /68.89 inches)
Connector	MC4 EVO2 / TS4

### TEMPERATURE RATINGS

NOCT(Nominal Operating Cell Temperature)	44°C (±2°C)
Temperature Coefficient of $P_{MAX}$	- 0.39%/°C
Temperature Coefficient of $V_{OC}$	- 0.29%/°C
Temperature Coefficient of $I_{SC}$	0.05%/°C

### MAXIMUM RATINGS

Operational Temperature	-40~+85°C
Maximum System Voltage	1500V DC (IEC) 1000V DC (UL)
Max Series Fuse Rating	20A

(DO NOT connect Fuse in Combiner Box with two or more strings in parallel connection)

### WARRANTY

10 year Product Workmanship Warranty
30 year Linear Power Warranty

(Please refer to product warranty for details)

### PACKAGING CONFIGURATION

Modules per box: 33pieces
Modules per 40' container:726 pieces

