

# Vertex

**BACKSHEET MONOCRYSTALLINE MODULE**

PRODUCT: **TSM-DE21.W**

POWER RANGE: 650 - 670W

**670W**


MAXIMUM POWER OUTPUT

**0~+5W**

POSITIVE POWER TOLERANCE

**21.6%**

MAXIMUM EFFICIENCY



### High customer value

- Lower LCOE (Levelized Cost Of Energy), reduced BOS (Balance of System) cost, shorter payback time
- Lowest guaranteed first year and annual degradation;
- Designed for compatibility with existing mainstream system components



### High power up to 670W

- Up to 21.6% module efficiency with high density interconnect technology
- Multi-busbar technology for better light trapping effect, lower series resistance and improved current collection



### High reliability

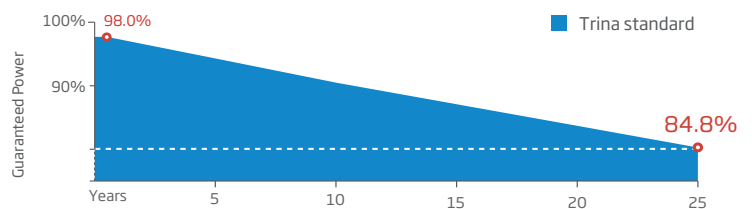
- Minimized micro-cracks with innovative non-destructive cutting technology
- Ensured PID resistance through cell process and module material control
- Resistant to harsh environments such as salt, ammonia, sand, high temperature and high humidity areas
- Mechanical performance up to 5400 Pa positive load and 2400 Pa negative load



### High energy yield

- Excellent IAM (Incident Angle Modifier) and low irradiation performance, validated by 3rd party certifications
- The unique design provides optimized energy production under inter-row shading conditions
- Lower temperature coefficient (-0.34%) and operating temperature

### Trina Solar's Backsheet Performance Warranty



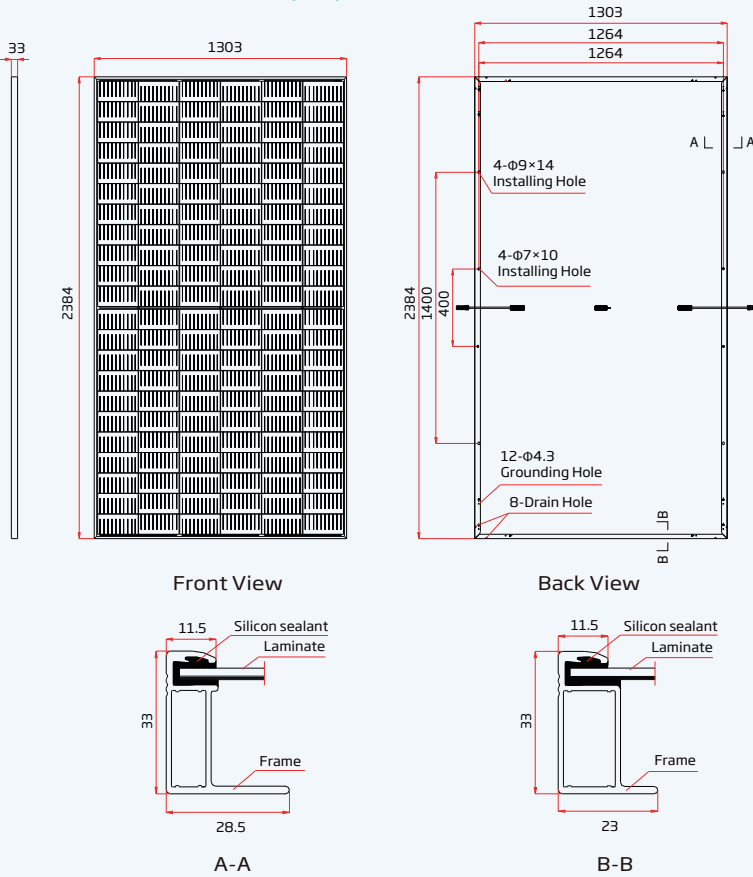
### Comprehensive Products and System Certificates



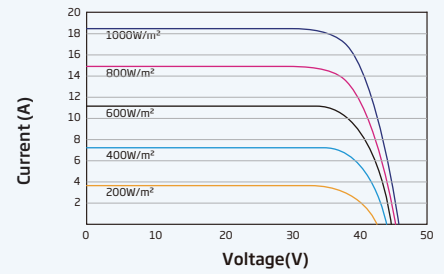
IEC61215/IEC61730/IEC61701/IEC62716  
 ISO 9001: Quality Management System  
 ISO 14001: Environmental Management System  
 ISO14064: Greenhouse Gases Emissions Verification  
 ISO45001: Occupational Health and Safety Management System



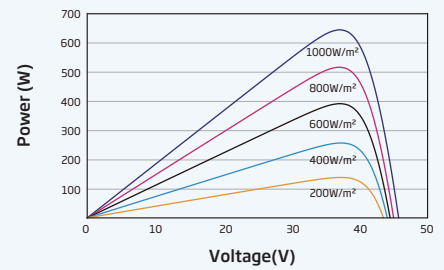
### DIMENSIONS OF PV MODULE(mm)



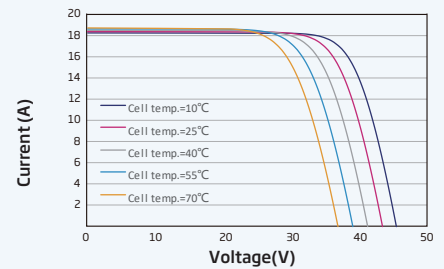
### I-V CURVES OF PV MODULE(655 W)



### P-V CURVES OF PV MODULE(655W)



### I-V CURVES OF PV MODULE(655 W)



### ELECTRICAL DATA (STC)

Parameter	650	655	660	665	670
Peak Power Watts - P <sub>MAX</sub> (Wp)*	650	655	660	665	670
Power Tolerance - P <sub>MAX</sub> (W)			0 ~ +5		
Maximum Power Voltage - V <sub>MPP</sub> (V)	37.4	37.6	37.8	38.0	38.2
Maximum Power Current - I <sub>MPP</sub> (A)	17.39	17.43	17.47	17.51	17.55
Open Circuit Voltage - V <sub>OC</sub> (V)	45.3	45.5	45.7	45.9	46.1
Short Circuit Current - I <sub>SC</sub> (A)	18.44	18.48	18.53	18.57	18.62
Module Efficiency $\eta_m$ (%)	20.9	21.1	21.2	21.4	21.6

STC: Irradiance 1000W/m<sup>2</sup>, Cell Temperature 25°C, Air Mass AM1.5. \*Measuring tolerance: ±3%.

### ELECTRICAL DATA (NOCT)

Parameter	492	496	500	504	508
Maximum Power - P <sub>MAX</sub> (Wp)	492	496	500	504	508
Maximum Power Voltage - V <sub>MPP</sub> (V)	34.9	35.1	35.3	35.4	35.6
Maximum Power Current - I <sub>MPP</sub> (A)	14.09	14.13	14.17	14.22	14.26
Open Circuit Voltage - V <sub>OC</sub> (V)	42.7	42.9	43.0	43.2	43.4
Short Circuit Current - I <sub>SC</sub> (A)	14.86	14.89	14.93	14.96	15.01

NOCT: Irradiance at 800W/m<sup>2</sup>, Ambient Temperature 20°C, Wind Speed 1m/s.

### MECHANICAL DATA

Solar Cells	Monocrystalline
No. of cells	132 cells
Module Dimensions	2384×1303×33 mm (93.86×51.30×1.30 inches)
Weight	33.3 kg (73.4 lb)
Glass	3.2 mm (0.13 inches), High Transmission, AR Coated Heat Strengthened Glass
Encapsulant material	EVA
Backsheet	White
Frame	33mm(1.30 inches) Anodized Aluminium Alloy
J-Box	IP 68 rated
Cables	Photovoltaic Technology Cable 4.0mm <sup>2</sup> (0.006 inches <sup>2</sup> ), Portrait: 350/280 mm(13.78/11.02 inches) Length can be customized
Connector	MC4 EV02 / TS4*

\*Please refer to regional datasheet for specified connector.

### TEMPERATURE RATINGS

NOCT (Nominal Operating Cell Temperature)	43°C (±2°C)
Temperature Coefficient of P <sub>MAX</sub>	-0.34%/°C
Temperature Coefficient of V <sub>OC</sub>	-0.25%/°C
Temperature Coefficient of I <sub>SC</sub>	0.04%/°C

### MAXIMUM RATINGS

Operational Temperature	-40~+85°C
Maximum System Voltage	1500V DC (IEC) 1500V DC (UL)
Max Series Fuse Rating	30A

### WARRANTY

12 year Product Workmanship Warranty  
25 year Power Warranty  
2% first year degradation  
0.55% Annual Power Attenuation

(Please refer to product warranty for details)

### PACKAGING CONFIGURATION

Modules per box: 33 pieces  
Modules per 40' container: 594 pieces