



BIFACIAL DUAL GLASS MONOCRYSTALLINE MODULE

PRODUCT: TSM-DEG19C.20

PRODUCT RANGE: 535-555W

555W


MAXIMUM POWER OUTPUT

0~+5W

POSITIVE POWER TOLERANCE

21.2%

MAXIMUM EFFICIENCY



High customer value

- Lower LCOE (Levelized Cost Of Energy), reduced BOS (Balance of System) cost, shorter payback time
- Lowest guaranteed first year and annual degradation;
- Designed for compatibility with existing mainstream system components
- Higher return on Investment



High power up to 555W

- Up to 21.2% module efficiency with high density interconnect technology
- Multi-busbar technology for better light trapping effect, lower series resistance and improved current collection



High reliability

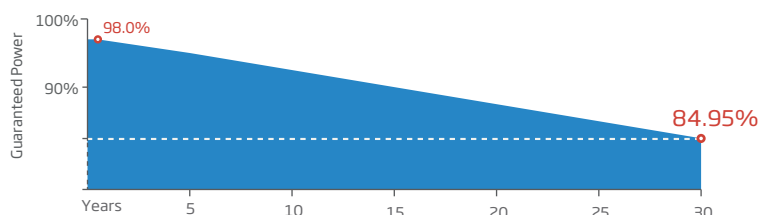
- Minimized micro-cracks with innovative non-destructive cutting technology
- Ensured PID resistance through cell process and module material control
- Resistant to harsh environments such as salt, ammonia, sand, high temperature and high humidity areas
- Mechanical performance up to 5400 Pa positive load and 2400 Pa negative load



High energy yield

- Excellent IAM (Incident Angle Modifier) and low irradiation performance, validated by 3rd party certifications
- The unique design provides optimized energy production under inter-row shading conditions
- Lower temperature coefficient (-0.34%) and operating temperature
- Up to 25% additional power gain from back side depending on albedo

Trina Solar's Vertex Bifacial Dual Glass Performance Warranty



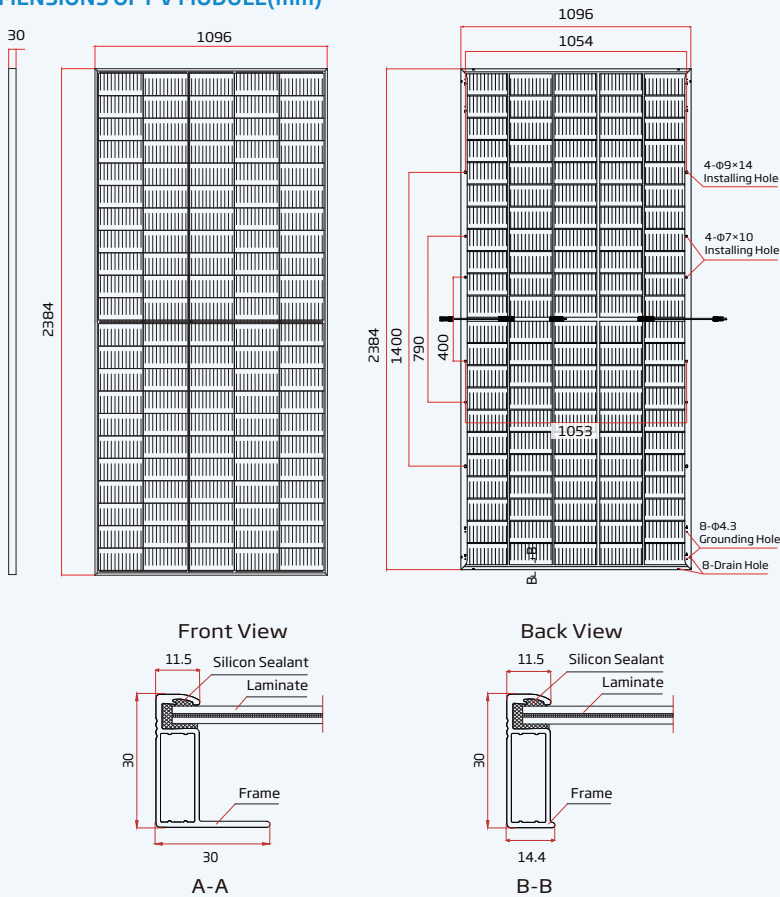
Comprehensive Products and System Certificates



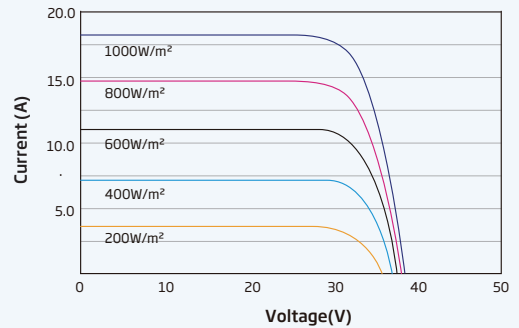
IEC61215/IEC61730/IEC61701/IEC62716/UL61730
 ISO 9001: Quality Management System
 ISO 14001: Environmental Management System
 ISO14064: Greenhouse Gases Emissions Verification
 ISO45001: Occupational Health and Safety Management System



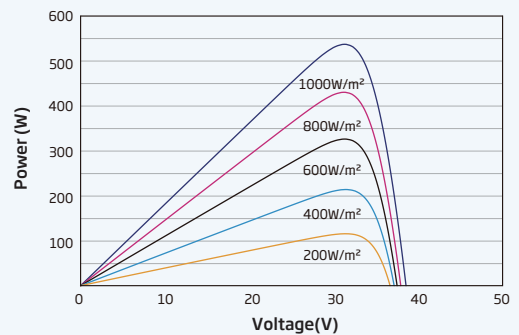
DIMENSIONS OF PV MODULE(mm)



I-V CURVES OF PV MODULE(540 W)



P-V CURVES OF PV MODULE(540 W)



ELECTRICAL DATA (STC)

Peak Power Watts - P _{MAX} (Wp)*	535	540	545	550	555
Power Tolerance - P _{MAX} (W)			0 ~ +5		
Maximum Power Voltage - V _{MPP} (V)	31.2	31.4	31.6	31.8	32.0
Maximum Power Current - I _{MPP} (A)	17.16	17.21	17.24	17.29	17.35
Open Circuit Voltage - V _{OC} (V)	37.5	37.7	37.9	38.1	38.3
Short Circuit Current - I _{SC} (A)	18.24	18.30	18.35	18.39	18.43
Module Efficiency η _m (%)	20.5	20.7	20.9	21.0	21.2

STC: Irradiance 1000W/m², Cell Temperature 25°C, Air Mass AM1.5. *Measuring tolerance: ±3%.

Electrical characteristics with different power bin (reference to 10% Irradiance ratio)

Total Equivalent power - P _{MAX} (Wp)	573	578	583	589	594
Maximum Power Voltage - V _{MPP} (V)	31.2	31.4	31.6	31.8	32.0
Maximum Power Current - I _{MPP} (A)	18.36	18.41	18.45	18.50	18.56
Open Circuit Voltage - V _{OC} (V)	37.5	37.7	37.9	38.1	38.3
Short Circuit Current - I _{SC} (A)	19.52	19.58	19.63	19.68	19.72
Irradiance ratio (rear/front)	10%				

Power Bifaciality: 70±5%.

ELECTRICAL DATA (NOCT)

Maximum Power - P _{MAX} (Wp)	405	409	413	416	420
Maximum Power Voltage - V _{MPP} (V)	29.0	29.2	29.4	29.5	29.7
Maximum Power Current - I _{MPP} (A)	13.97	14.02	14.08	14.10	14.14
Open Circuit Voltage - V _{OC} (V)	35.3	35.5	35.7	35.9	36.1
Short Circuit Current - I _{SC} (A)	14.70	14.75	14.79	14.82	14.85

NOCT: Irradiance at 800W/m², Ambient Temperature 20°C, Wind Speed 1m/s.

MECHANICAL DATA

Solar Cells	Monocrystalline
No. of cells	110 cells
Module Dimensions	2384×1096×30 mm (93.86×43.15×1.18 inches)
Weight	32.3 kg (71.2 lb)
Front Glass	2.0 mm (0.08 inches), High Transmission, AR Coated Heat Strengthened Glass
Encapsulant material	EVA/POE
Back Glass	2.0 mm (0.08 inches), Heat Strengthened Glass (White Grid Glass)
Frame	30mm(1.18 inches) Anodized Aluminium Alloy
J-Box	IP 68 rated
Cables	Photovoltaic Technology Cable 4.0mm ² (0.006 inches ²), Portrait: 350/280 mm(13.78/11.02 inches) Length can be customized
Connector	MC4 EVO2 / TS4*

*Please refer to regional datasheet for specified connector.

TEMPERATURE RATINGS

NOCT (Nominal Operating Cell Temperature)	43°C (±2°C)
Temperature Coefficient of P _{MAX}	-0.34%/°C
Temperature Coefficient of V _{OC}	-0.25%/°C
Temperature Coefficient of I _{SC}	0.04%/°C

MAXIMUM RATINGS

Operational Temperature	-40~+85°C
Maximum System Voltage	1500V DC (IEC) 1500V DC (UL)
Max Series Fuse Rating	35A

WARRANTY

12 year Product Workmanship Warranty
30 year Power Warranty
2% first year degradation
0.45% Annual Power Attenuation

(Please refer to product warranty for details)

PACKAGING CONFIGURATION

Modules per box: 36 pieces
Modules per 40' container: 720 pieces