

THE DUOMAX^M PLUS⁺

DUAL GLASS 72-CELL MODULE



72 CELL
MONOCRYSTALLINE MODULE

335-365W
POWER OUTPUT RANGE

18.6%
MAXIMUM EFFICIENCY

0~+5W
POSITIVE POWER TOLERANCE

Founded in 1997, Trina Solar is the world's leading comprehensive solutions provider for solar energy. We believe close cooperation with our partners is critical to success. Trina Solar now distributes its PV products to over 60 countries all over the world. Trina is able to provide exceptional service to each customer in each market and supplement our innovative, reliable products with the backing of Trina as a strong, bankable partner. We are committed to building strategic, mutually beneficial collaboration with installers, developers, distributors and other partners.

Comprehensive Products And System Certificates


IEC61215/IEC61730/UL1703/IEC61701/IEC62716

ISO 9001: Quality Management System

ISO 14001: Environmental Management System

ISO14064: Greenhouse gases Emissions Verification

OHSAS 18001: Occupation Health and Safety Management System



Highly reliable due to stringent quality control

- PID resistant and free of snail trails
- Increased module robustness to minimize micro-cracks
- 100% EL double inspection



Enhanced safety

- Fire class A certified by TÜV Rheinland according to fire test IEC 61730-2/MST 23
- Certified for fire type 13 (UL 1703)



Increased value

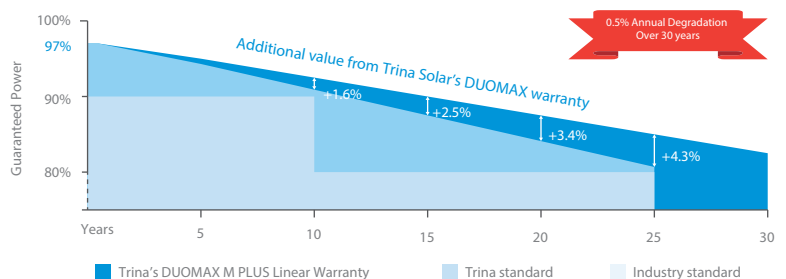
- Higher maximum system voltage reduces BOS costs
- 30 year linear warranty
- 0.5% annual degradation
- Low thermal coefficients for more energy production at higher temperatures



Certified to withstand the most challenging environmental conditions

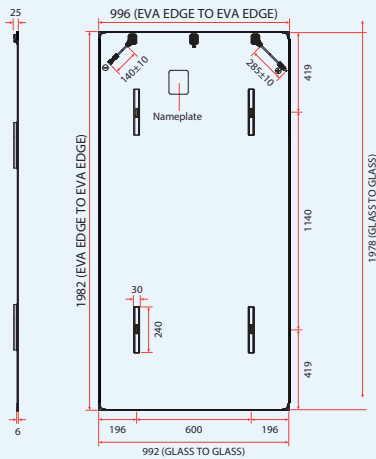
- Module coating resistant to sand, acid, and alkali
- 2400 Pa wind load
- 5400 Pa snow load
- 35 mm hail stones at 97 km/h

Trina Solar's DUOMAX M PLUS Linear Performance Warranty

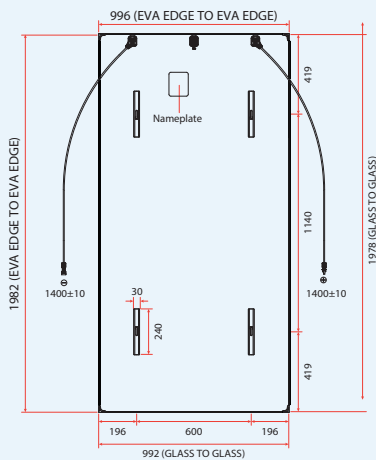


PRODUCTS	INSTALLATION METHODS	POWER RANGE
TSM-DEG14(II)	Clamp	335-365W
TSM-DEG14.40(II)	Gecko Grip	335-365W

DIMENSIONS OF PV MODULE(mm)

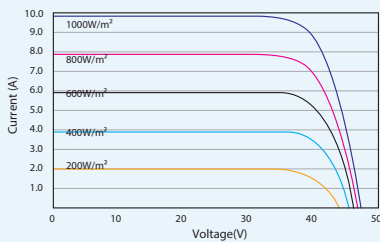


Back View (Portrait)

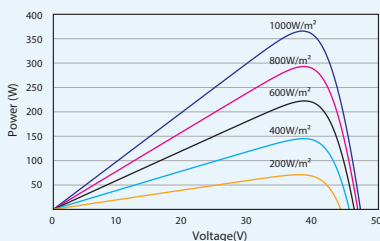


Back View (Landscape)

I-V CURVES OF PV MODULE(365W)



P-V CURVES OF PV MODULE(365W)



ELECTRICAL DATA (STC)

	335	340	345	350	355	360	365
Peak Power Watts- P_{MAX} (Wp)*	335	340	345	350	355	360	365
Power Output Tolerance- P_{MAX} (W)	0 ~ +5						
Maximum Power Voltage- V_{MPP} (V)	37.9	38.2	38.4	38.5	38.7	38.9	39.1
Maximum Power Current- I_{MPP} (A)	8.84	8.90	9.00	9.09	9.17	9.26	9.35
Open Circuit Voltage- V_{OC} (V)	46.3	46.5	46.7	46.9	47.0	47.2	47.3
Short Circuit Current- I_{SC} (A)	9.36	9.45	9.50	9.60	9.69	9.79	9.88
Module Efficiency η_h (%)	17.1	17.3	17.6	17.8	18.1	18.3	18.6

STC: Irradiance 1000W/m², Cell Temperature 25°C, Air Mass AM1.5.
*Measuring tolerance: ±3%.

ELECTRICAL DATA (NOCT)

	250	253	257	261	264	268	272
Maximum Power- P_{MAX} (Wp)	250	253	257	261	264	268	272
Maximum Power Voltage- V_{MPP} (V)	35.1	35.2	35.5	35.6	35.8	35.9	36.1
Maximum Power Current- I_{MPP} (A)	7.12	7.19	7.25	7.33	7.40	7.47	7.54
Open Circuit Voltage- V_{OC} (V)	43.1	43.2	43.4	43.5	43.7	43.8	43.9
Short Circuit Current- I_{SC} (A)	7.56	7.63	7.67	7.75	7.82	7.88	7.95

NOCT: Irradiance at 800W/m², Ambient Temperature 20°C, Wind Speed 1m/s.

MECHANICAL DATA

Solar Cells	Monocrystalline 156.75 × 156.75 mm (6 inches)
Cell Orientation	72 cells (6 × 12)
Module Dimensions	1978 × 992 × 6 mm (77.9 × 39.1 × 0.236 inches) 1982 × 996 × 6 mm with edge banding (78.0 × 39.2 × 0.236 inches) 1984 × 998 × 7.6 mm with corner protector (78.1 × 39.3 × 0.299 inches) (Std)*
Weight	28.0 kg (61.7 lb)
Front Glass	2.5 mm (0.10 inches), High Transmission, AR Coated Heat Strengthened Glass
EVA	White
Back Glass	2.5 mm (0.10 inches), Heat Strengthened Glass
Frame	Frameless
J-Box	IP 67 or IP 68 rated
Cables	Photovoltaic Technology Cable 4.0 mm ² (0.006 inches ²) Portrait: 140/285 mm (5.5/11.2 inches) Landscape: 1400/1400 mm (55.1/55.1 inches)
Connector	MC4 (1500V)

*Not apply to slide-in solution project.

TEMPERATURE RATINGS

NOCT(Nominal Operating Cell Temperature)	44°C (±2°C)
Temperature Coefficient of P_{MAX}	- 0.39%/°C
Temperature Coefficient of V_{OC}	- 0.29%/°C
Temperature Coefficient of I_{SC}	0.05%/°C

MAXIMUM RATINGS

Operational Temperature	-40~+85°C
Maximum System Voltage	1500V DC (IEC) 1000V DC (UL)
Max Series Fuse Rating	15A

(DO NOT connect Fuse in Combiner Box with two or more strings in parallel connection)

WARRANTY

10 year Product Workmanship Warranty
30 year Linear Power Warranty
(Please refer to product warranty for details)

PACKAGING CONFIGURATION

Modules per box: 30 pieces
Modules per 40' container: 660 pieces

MORE OPTIONS

More Options	<input type="checkbox"/> Compact AR Coating
	<input type="checkbox"/> POE (Polyolefin Elastomer) Adhesive