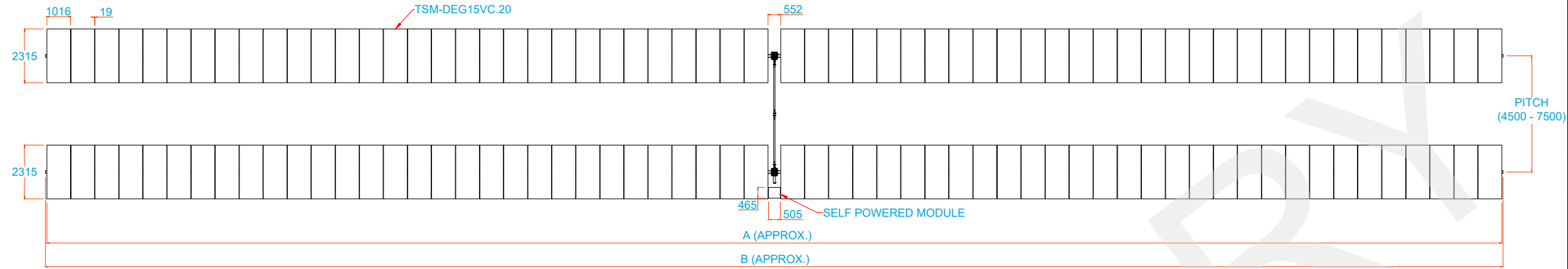
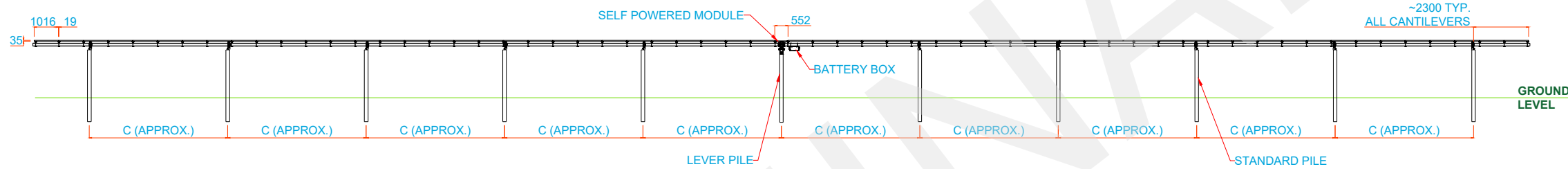


AGILE W/ DEG 15 MODULES - TOP VIEW



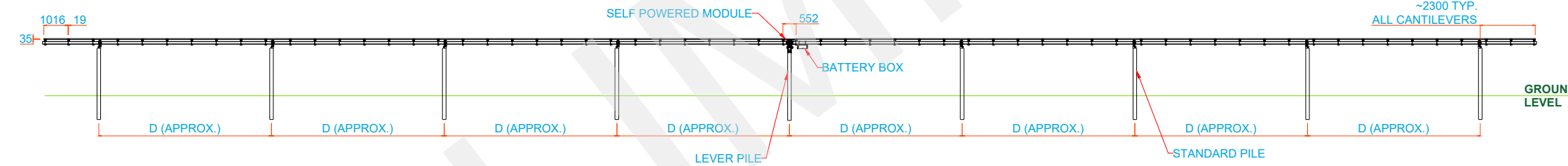
FRONT VIEW

AGILE OUTER

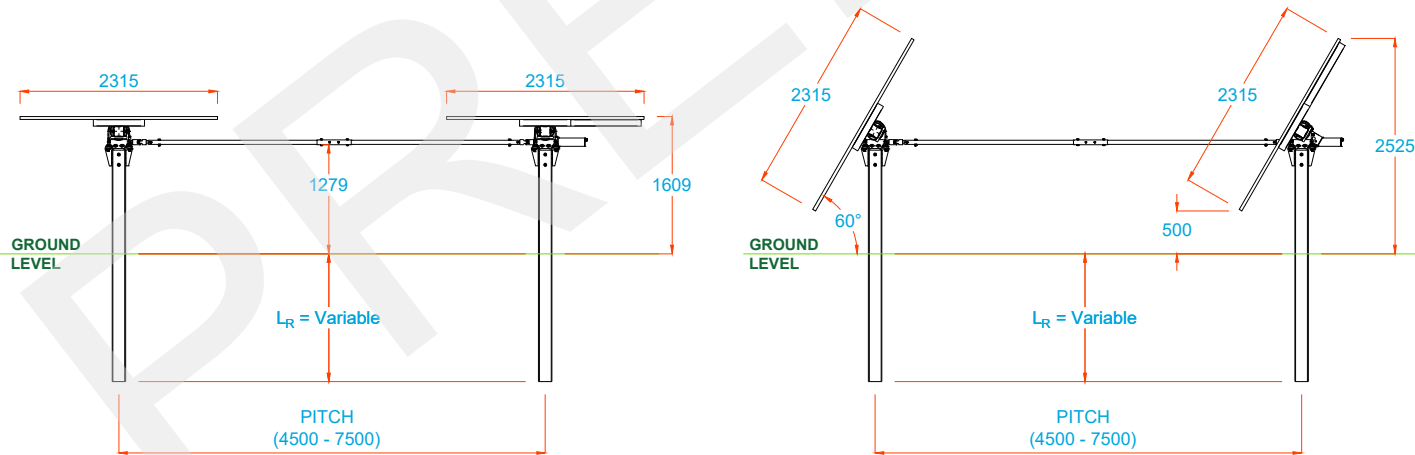


FRONT VIEW

AGILE BORDER AND INNER



PROFILE VIEW



AGILE TRACKER –
TSM-DEG15VC.20 MODULE (2315X1016X35 mm)

TRACKER	MODULES/ STRING	STRINGS/ TRACKER ROW	DIM. A (mm)	DIM. B (mm)	DIM. C (mm)	DIM. D (mm)
1Vx66	33	2	68824	68944	6420	8030
1Vx64	32	2	66754	66874	6215	7770
1Vx62	31	2	64684	64804	6010	7510
1Vx60	30	2	62614	62734	5800	7250
1Vx49+ 1Vx50*	33	1.5	52264	52384	4765	5960
1Vx48	32	1.5	50194	50314	4560	5700
1Vx46+ 1Vx47*	31	1.5	49159	49279	4455	5570
1Vx45	30	1.5	47089	47209	4250	5310

NOTES:

- SHEET 1 VIEWS SHOW 1Vx60 TRACKER, USE TABLE TO FIND DIMENSIONS FOR OTHER CONFIGURATIONS
- DIMENSIONS SHOWN IN TABLE ARE APPROXIMATE AND FOR REPRESENTATIVE PURPOSES ONLY
- LAYOUT, MEMBER SIZES, SPACINGS, ETC. SUBJECT TO CHANGE DURING FINAL DESIGN PHASE
- * TRACKERS WITH EXTRA MODULE SHOWN ON SHEET 2 (1Vx49+1Vx50 TRACKER SHOWN IN VIEWS)

Nº	Name	Date	Reason for modification
1	AKM	6/24/21	UPDATE TRACKER CLASSIFICATION
2			
3			
4			

GENERAL NOTES

1. ONLY VALID FOR QUOTATION PURPOSE

REFERENCE DOCUMENTS

1. TECHNICAL SPECIFICATION:
2. MODULE DATASHEET: Datasheet_Bifacial DEG15VC.20(II)_2021_B.pdf

NOTES

AGILE TRACKER

CONFIGURATION:

- TILT: +/- 60°
- DRIVE UNIT: SLEWING DRIVE

MODULE:

- MODEL: TSM-DEG15VC.20
- DIMENSIONS: 2315 x 1016 x 35 mm

PILES:

- OUTER TRACKERS:
 - TYP. QTY. 1 LEVER PILE, QTY. 10 STANDARD PILE
 - TYP. LEVER PILE SECTIONS: W6x15, W6x20, W8x13
 - TYP. STANDARD PILE SECTIONS: W6x9, W8x10
- INNER/BORDER TRACKERS:
 - TYP. QTY. 1 LEVER PILE, QTY. 8 STANDARD PILE
 - TYP. LEVER PILE SECTIONS: W6x15, W6x20, W8x13
 - TYP. STANDARD PILE SECTIONS INNER: W6x7, C200x80x32x3
 - TYP. STANDARD PILE SECTIONS BORDER: W6x7, W6x9, W8x10
- QTY, SECTIONS, AND SPACINGS SUBJECT TO CHANGE DUE TO SITE SPECIFIC LOADING AND SPECIFICATIONS

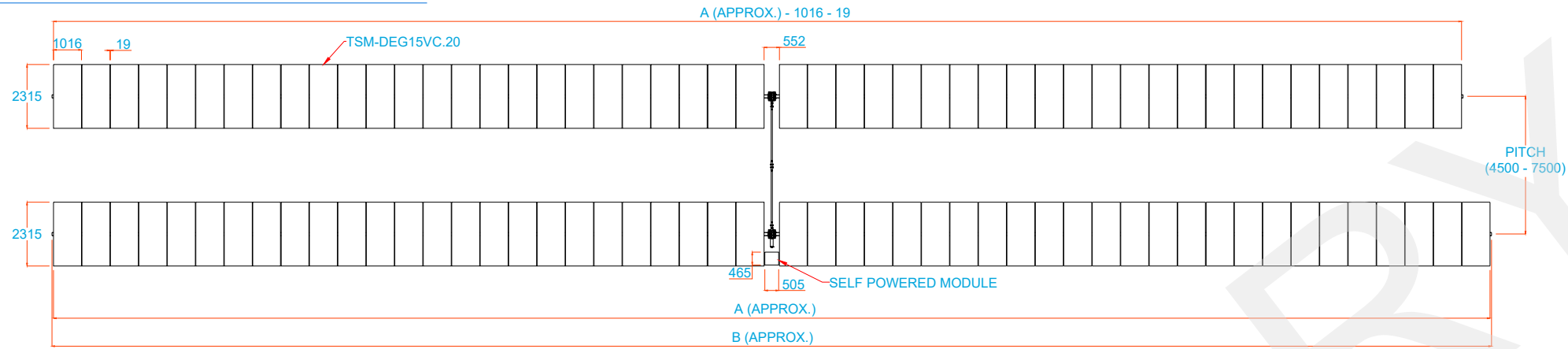
MAXIMUM GROUND SLOPES FOR TRACKER INSTALLATION:

- 20 % NORTH - SOUTH DIRECTION
- 10 % EAST - WEST DIRECTION

Units in mm

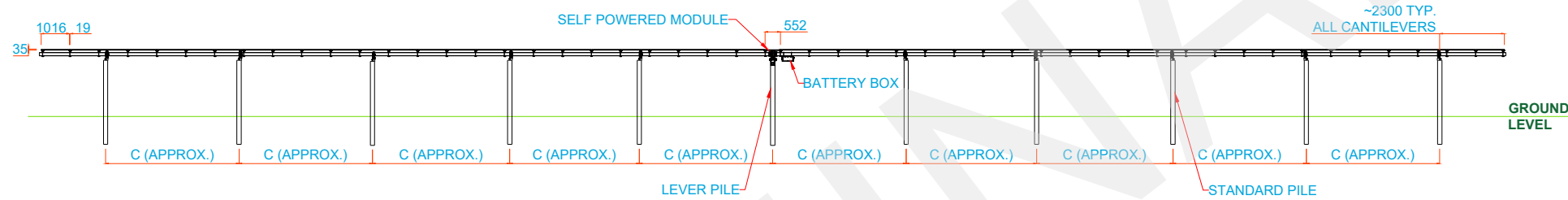
Prepared	Date	Name	Revision	
29/04/21		AKM	1/2	01
Revised				
Approved				
Scale:	AGILE W/ DEG15 MODULES		Sheet	Revision
N/S	VIEWS -PRELIMINARY-		1/2	01
Reference:				

AGILE W/ DEG 15 MODULES - TOP VIEW



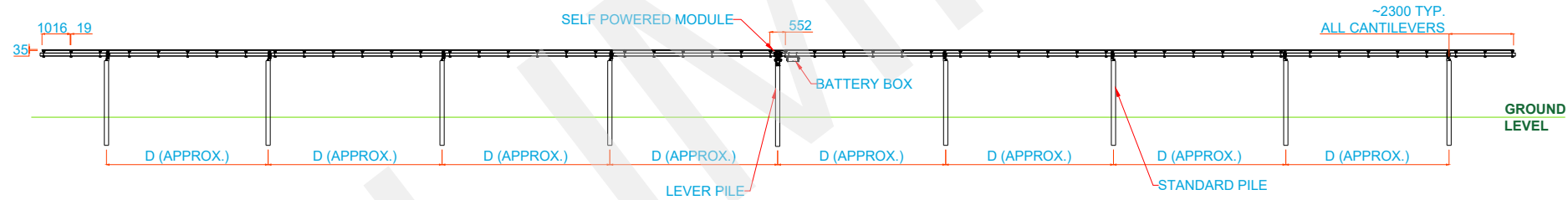
FRONT VIEW

AGILE OUTER

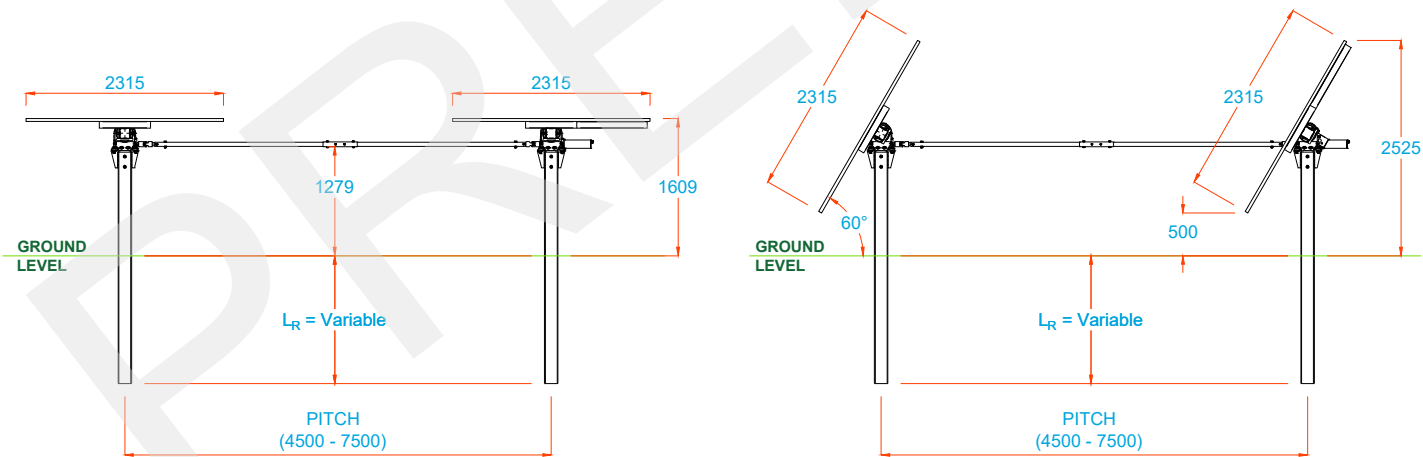


FRONT VIEW

AGILE BORDER AND INNER



PROFILE VIEW



AGILE TRACKER –
TSM-DEG15VC.20 MODULE (2315X1016X35 mm)

TRACKER	MODULES/ STRING	STRINGS/ TRACKER ROW	DIM. A (mm)	DIM. B (mm)	DIM. C (mm)	DIM. D (mm)
1Vx66	33	2	68824	68944	6420	8030
1Vx64	32	2	66754	66874	6215	7770
1Vx62	31	2	64684	64804	6010	7510
1Vx60	30	2	62614	62734	5800	7250
1Vx49+ 1Vx50*	33	1.5	52264	52384	4765	5960
1Vx48	32	1.5	50194	50314	4560	5700
1Vx46+ 1Vx47*	31	1.5	49159	49279	4455	5570
1Vx45	30	1.5	47089	47209	4250	5310

NOTES:

- SHEET 1 VIEWS SHOW 1Vx60 TRACKER, USE TABLE TO FIND DIMENSIONS FOR OTHER CONFIGURATIONS
- DIMENSIONS SHOWN IN TABLE ARE APPROXIMATE AND FOR REPRESENTATIVE PURPOSES ONLY
- LAYOUT, MEMBER SIZES, SPACINGS, ETC. SUBJECT TO CHANGE DURING FINAL DESIGN PHASE
- * TRACKERS WITH EXTRA MODULE SHOWN ON SHEET 2 (1Vx49+1Vx50 TRACKER SHOWN IN VIEWS)

Nº	Name	Date	Reason for modification
1	AKM	6/24/21	UPDATE TRACKER CLASSIFICATION
2			
3			
4			

GENERAL NOTES

1. ONLY VALID FOR QUOTATION PURPOSE

REFERENCE DOCUMENTS

1. TECHNICAL SPECIFICATION:
2. MODULE DATASHEET: Datasheet_Bifacial DEG15VC.20(II)_2021_B.pdf

NOTES

AGILE TRACKER

CONFIGURATION:

- TILT: +/- 60°
- DRIVE UNIT: SLEWING DRIVE

MODULE:

- MODEL: TSM-DEG15VC.20
- DIMENSIONS: 2315 x 1016 x 35 mm

PILES:

- OUTER TRACKERS:
 - TYP. QTY. 1 LEVER PILE, QTY. 10 STANDARD PILE
 - TYP. LEVER PILE SECTIONS: W6x15, W6x20, W8x13
 - TYP. STANDARD PILE SECTIONS: W6x9, W8x10

INNER/BORDER TRACKERS:

- TYP. QTY. 1 LEVER PILE, QTY. 8 STANDARD PILE
- TYP. LEVER PILE SECTIONS: W6x15, W6x20, W8x13
- TYP. STANDARD PILE SECTIONS INNER: W6x7, C200x80x32x3
- TYP. STANDARD PILE SECTIONS BORDER: W6x7, W6x9, W8x10

- QTY, SECTIONS, AND SPACINGS SUBJECT TO CHANGE DUE TO SITE SPECIFIC LOADING AND SPECIFICATIONS

MAXIMUM GROUND SLOPES FOR TRACKER INSTALLATION:

- 20 % NORTH - SOUTH DIRECTION
- 10 % EAST - WEST DIRECTION

Units in mm

Prepared	Date	Name
29/04/21	AKM	
Revised		
Approved		

TrinaTracker

Scale:	AGILE W/ DEG15 MODULES	Sheet	Revision
N/S	VIEWS -PRELIMINARY-	2/2	01