



**BIFACIAL DUAL GLASS MONOCRYSTALLINE MODULE**

PRODUCT: TSM-XXXDEG20C.20

POWER RANGE: 580-600W

**600W+**


MAXIMUM POWER OUTPUT

**0~+5W**

POWER SELECTION

**21.2%**

MAXIMUM EFFICIENCY



**High customer value**

- Lower LCOE (Levelized Cost Of Energy), reduced BOS (Balance of System) cost, shorter payback time
- Lowest guaranteed first year and annual degradation;
- Designed for compatibility with existing mainstream system components
- Higher return on Investment



**High power Mono Perc up to 600W**

- Up to 21.2% module efficiency with high density interconnect technology
- Multi-busbar technology for better light trapping effect, lower series resistance and improved current collection



**High reliability**

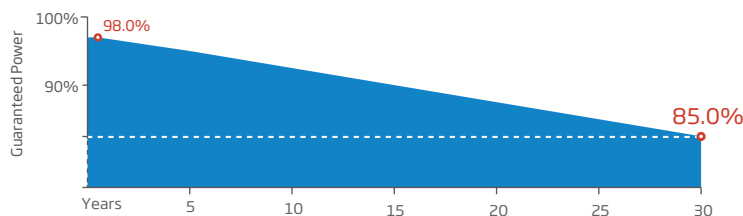
- Minimized micro-cracks with innovative non-destructive cutting technology
- Ensured PID resistance through cell process and module material control
- Resistant to harsh environments such as salt, ammonia, sand, high temperature and high humidity areas
- Mechanical performance up to 5400 Pa positive load and 2400 Pa negative load



**High energy yield**

- Excellent IAM (Incident Angle Modifier) and low irradiation performance, validated by 3rd party certifications
- The unique design provides optimized energy production under inter-row shading conditions
- Lower temperature coefficient (-0.34%) and operating temperature
- Up to 25% additional power gain from back side depending on albedo

**Trina Solar's Vertex Bifacial Dual Glass Performance Warranty**



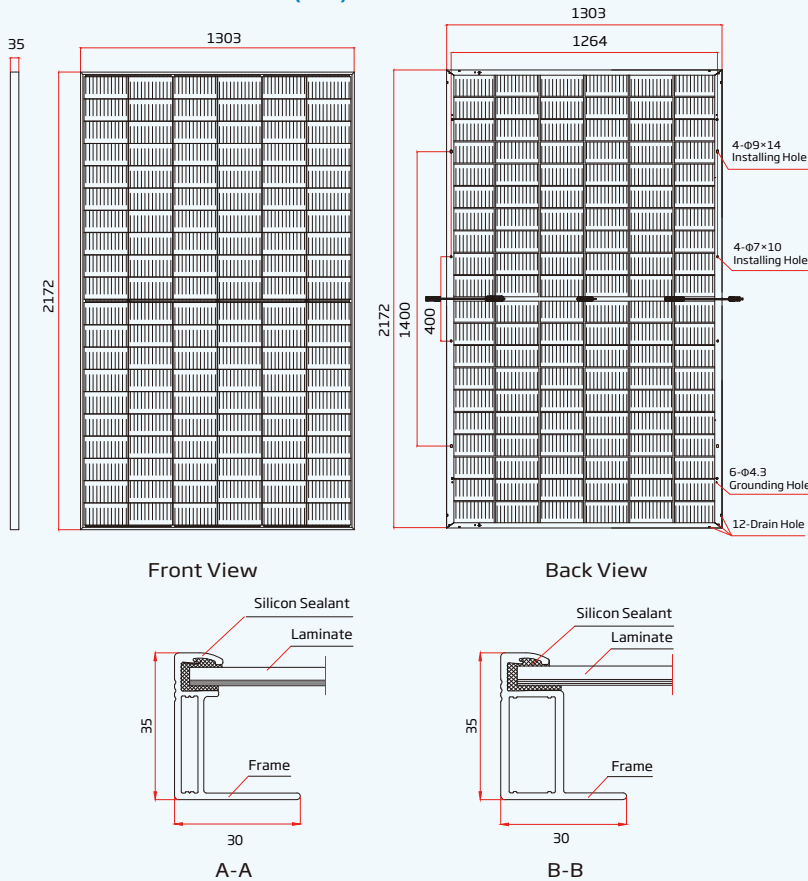
**Comprehensive Products and System Certificates**



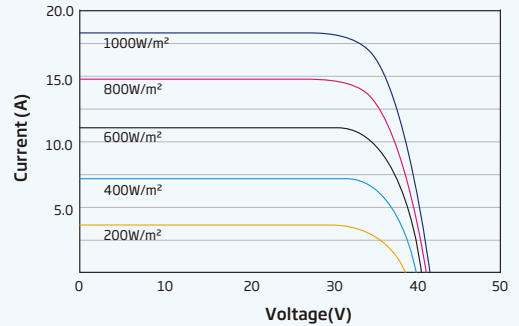
IEC61215/IEC61730/IEC61701/IEC62716/UL61730  
 ISO 9001: Quality Management System  
 ISO 14001: Environmental Management System  
 ISO14064: Greenhouse Gases Emissions Verification  
 ISO45001: Occupational Health and Safety Management System



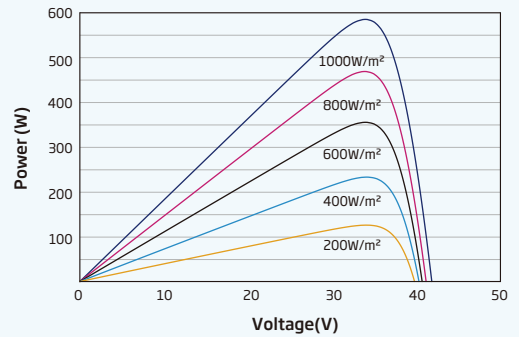
### DIMENSIONS OF PV MODULE(mm)



### I-V CURVES OF PV MODULE(590 W)



### P-V CURVES OF PV MODULE(590 W)



### ELECTRICAL DATA (STC) - TSM-XXXDEG20C.20(XXX=580-600)

Peak Power Watts - $P_{MAX}$ (Wp)*	580	585	590	595	600
Power Selection- $P_{MAX}$ (W)	0 ~ +5				
Maximum Power Voltage - $V_{MPP}$ (V)	33.8	34.0	34.2	34.4	34.6
Maximum Power Current - $I_{MPP}$ (A)	17.16	17.21	17.25	17.30	17.34
Open Circuit Voltage - $V_{OC}$ (V)	40.9	41.1	41.3	41.5	41.7
Short Circuit Current - $I_{SC}$ (A)	18.21	18.26	18.31	18.36	18.42
Module Efficiency $\eta_m$ (%)	20.5	20.7	20.8	21.0	21.2

STC: Irradiance 1000W/m<sup>2</sup>, Cell Temperature 25°C, Air Mass AM1.5. \*Measuring tolerance: ±3%.

### Electrical characteristics with different power bin (reference to 10% Irradiance ratio)

Total Equivalent power - $P_{MAX}$ (Wp)	621	626	631	637	642
Maximum Power Voltage - $V_{MPP}$ (V)	33.8	34.0	34.2	34.4	34.6
Maximum Power Current - $I_{MPP}$ (A)	18.36	18.41	18.46	18.51	18.55
Open Circuit Voltage - $V_{OC}$ (V)	40.9	41.1	41.3	41.5	41.7
Short Circuit Current - $I_{SC}$ (A)	19.48	19.54	19.59	19.65	19.71
Irradiance ratio (rear/front)	10%				

Power Bifaciality: 70±5%.

### ELECTRICAL DATA (NOCT)

Maximum Power - $P_{MAX}$ (Wp)	439	443	447	451	454
Maximum Power Voltage - $V_{MPP}$ (V)	31.5	31.7	31.9	32.0	32.2
Maximum Power Current - $I_{MPP}$ (A)	13.93	13.97	14.01	14.06	14.10
Open Circuit Voltage - $V_{OC}$ (V)	38.5	38.7	38.9	39.1	39.3
Short Circuit Current - $I_{SC}$ (A)	14.68	14.72	14.76	14.80	14.84

NOCT: Irradiance at 800W/m<sup>2</sup>, Ambient Temperature 20°C, Wind Speed 1m/s.

### MECHANICAL DATA

Solar Cells	Monocrystalline
No. of cells	120 cells
Module Dimensions	2172×1303×35 mm (85.51×51.30×1.38 inches)
Weight	35.3 kg (77.8 lb)
Front Glass	2.0 mm (0.08 inches), High Transmission, AR Coated Heat Strengthened Glass
Encapsulant material	EVA/POE
Back Glass	2.0 mm (0.08 inches), Heat Strengthened Glass (White Grid Glass)
Frame	35mm (1.38 inches) Anodized Aluminium Alloy
J-Box	IP 68 rated
Cables	Photovoltaic Technology Cable 4.0mm <sup>2</sup> (0.006 inches <sup>2</sup> ), Portrait: 280/280 mm (11.02/11.02 inches) Length can be customized
Connector	MC4 EVO2 / Trina Solar TS4

### TEMPERATURE RATINGS

NOCT (Nominal Operating Cell Temperature)	43°C (±2°C)
Temperature Coefficient of $P_{MAX}$	-0.34%/°C
Temperature Coefficient of $V_{OC}$	-0.25%/°C
Temperature Coefficient of $I_{SC}$	0.04%/°C

### MAXIMUM RATINGS

Operational Temperature	-40~+85°C
Maximum System Voltage	1500V DC (IEC) 1500V DC (UL)
Max Series Fuse Rating	35A

### WARRANTY

12 year Product Workmanship Warranty  
30 year Power Warranty  
2% first year degradation  
0.45% Annual Power Attenuation

(Please refer to product warranty for details)

### PACKAGING CONFIGURATION

Modules per box: 31 pieces  
Modules per 40' container: 558 pieces