


THE

# DUOMAX<sup>M</sup>

HALF-CELL DUAL GLASS 120 LAYOUT MODULE



**120 LAYOUT**  
MONOCRYSTALLINE MODULE

**355-380W**  
POWER OUTPUT RANGE

**20.5%**  
MAXIMUM EFFICIENCY

**0~+5W**  
POSITIVE POWER TOLERANCE

**PRODUCTS**

TSM-DEG8M.20(II)

**POWER RANGE**

355-380W



### High power

- Up to 380W front power and 20.5% module efficiency with half-cut and MBB (Multi Busbar) technology bringing more BOS savings
- Lower resistance of half-cut and good reflection effect of MBB ensure high power



### High reliability

- Ensured PID resistance through cell process and module material control
- Resistant to salt, acid and ammonia
- Proven to be reliable in high temperature and humidity areas
- Certificated to fire class A
- Minimizes micro-crack and snail trails
- Mechanical performance: Up to 5400 Pa positive load and 2400 Pa negative load



### High energy generation

- Excellent IAM and low light performance validated by 3rd party with cell process and module material optimization
- Lower temp coefficient (-0.35%) and NMOT bring more energy leading to lower LCOE
- Better anti-shading performance and lower operating temperature



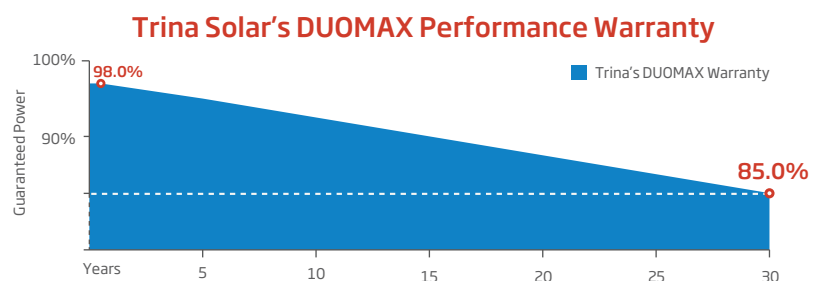
### Easy to install

- Frame design makes module compatible with all racking and installation methods
- Easy to handle and install as normal framed module during transportation


Founded in 1997, Trina Solar is the world's leading total solution provider for solar energy. With local presence around the globe, Trina Solar is able to provide exceptional service to each customer in each market and deliver our innovative, reliable products with the backing of Trina as a strong, bankable brand. Trina Solar now distributes its PV products to over 100 countries all over the world. We are committed to building strategic, mutually beneficial collaborations with installers, developers, distributors and other partners in driving smart energy together.

### Comprehensive Products and System Certificates

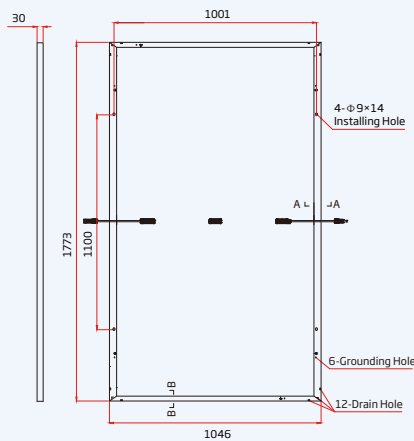
IEC61215/IEC61730/IEC61701/IEC62716  
 ISO 9001: Quality Management System  
 ISO 14001: Environmental Management System  
 ISO14064: Greenhouse Gases Emissions Verification  
 ISO45001: Occupational Health and Safety Management System



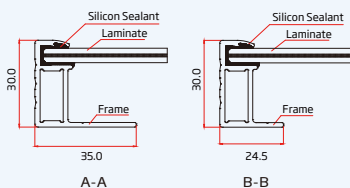
### DIMENSIONS OF PV MODULE(mm)



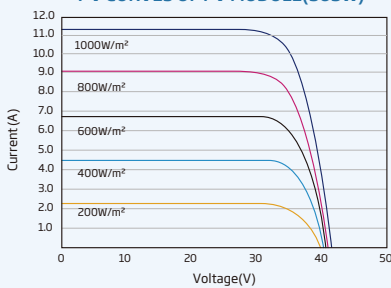
Front View



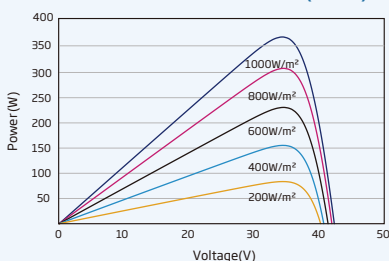
Back View



### I-V CURVES OF PV MODULE(365W)



### P-V CURVES OF PV MODULE(365W)



### ELECTRICAL DATA (STC)

Peak Power Watts- $P_{MAX}$ (Wp)*	355	360	365	370	375	380
Power Tolerance- $P_{MAX}$ (W)	0 ~ +5					
Maximum Power Voltage- $V_{MPP}$ (V)	33.4	33.6	33.9	34.2	34.4	34.7
Maximum Power Current- $I_{MPP}$ (A)	10.62	10.70	10.76	10.82	10.89	10.96
Open Circuit Voltage- $V_{OC}$ (V)	40.4	40.7	41.0	41.3	41.6	41.9
Short Circuit Current- $I_{SC}$ (A)	11.16	11.24	11.30	11.37	11.45	11.52
Module Efficiency $\eta_m$ (%)	19.1	19.4	19.7	20.0	20.2	20.5

STC: Irradiance 1000W/m<sup>2</sup>, Cell Temperature 25°C, Air Mass AM1.5.  
\*Measuring tolerance: ±3%.

### ELECTRICAL DATA (NMOT)

Maximum Power- $P_{MAX}$ (Wp)	269	272	276	280	284	288
Maximum Power Voltage- $V_{MPP}$ (V)	31.6	31.8	32.0	32.3	32.5	32.7
Maximum Power Current- $I_{MPP}$ (A)	8.51	8.57	8.62	8.67	8.73	8.81
Open Circuit Voltage- $V_{OC}$ (V)	38.2	38.5	38.8	39.0	39.3	39.6
Short Circuit Current- $I_{SC}$ (A)	8.99	9.05	9.10	9.15	9.22	9.27

NMOT: Irradiance at 800W/m<sup>2</sup>, Ambient Temperature 20°C, Wind Speed 1m/s.

### MECHANICAL DATA

Solar Cells	Monocrystalline
Cell Orientation	120 cells (6 × 20)
Module Dimensions	1773 × 1046 × 30 mm (69.80 × 41.18 × 1.18 inches)
Weight	25.0 kg (55.1 lb)
Front Glass	2.0mm (0.08 inches), High Transmission, AR Coated Heat Strengthened Glass
Encapsulant Material	POE/EVA
Back Glass	2.0mm (0.08 inches), Heat Strengthened Glass
Frame	30 mm (1.18 inches) Anodized Aluminium Alloy
J-Box	IP 68 rated
Cables	Photovoltaic Technology Cable 4.0mm <sup>2</sup> (0.006 inches <sup>2</sup> ), Portrait: N 280mm/P 280mm(11.02/11.02inches) Landscape: N 1200 mm / P 1200 mm (47.24/47.24 inches)
Connector	MC4 EVO2 / TS4*

\*Please refer to regional datasheet for specified connector.

### TEMPERATURE RATINGS

NMOT(Nominal Module Operating Temperature)	41°C (±3°C)
Temperature Coefficient of $P_{MAX}$	- 0.35%/°C
Temperature Coefficient of $V_{OC}$	- 0.25%/°C
Temperature Coefficient of $I_{SC}$	0.04%/°C

(Do not connect Fuse in Combiner Box with two or more strings in parallel connection)

### MAXIMUM RATINGS

Operational Temperature	-40~ +85°C
Maximum System Voltage	1500V DC (IEC)
Max Series Fuse Rating	20A

### WARRANTY

12 year Product Workmanship Warranty
30 year Power Warranty
2% first year degradation
0.45% Annual Power Attenuation

(Please refer to product warranty for details)

### PACKAGING CONFIGURATION

Modules per box: 35 pieces
Modules per 40' container: 910 pieces