


N-Type

i-TOPCon



72 LAYOUT
MONOCRYSTALLINE MODULE

410-430W
POWER OUTPUT RANGE

20.5 %
MAXIMUM EFFICIENCY

0~+5W
POSITIVE POWER TOLERANCE

Founded in 1997, Trina Solar is the world's leading total solution provider for solar energy. With local presence around the globe, Trina Solar is able to provide exceptional service to each customer in each market and deliver our innovative, reliable products with the backing of Trina as a strong, bankable brand. Trina Solar now distributes its PV products to over 100 countries all over the world. We are committed to building strategic, mutually beneficial collaborations with installers, developers, distributors and other partners in driving smart energy together.

Comprehensive Products and System Certificates

IEC61215/IEC61730/IEC61701/IEC62716
 ISO 9001: Quality Management System
 ISO 14001: Environmental Management System
 ISO14064: Greenhouse Gases Emissions Verification
 OHSAS 18001: Occupation Health and Safety Management System



PRODUCTS	POWER RANGE
TSM-NEG16MC.20(II)	410-430W



High power N PERT

- Up to 430W front power and 20.5% module efficiency with half-cut and MBB (Multi Busbar) technology bringing more BOS savings
- Lower resistance of half-cut and good reflection effect of MBB ensure high power



High reliability

- LID is less than 1%, 1st year degradation less than 1.5%
- Ensured PID resistance through cell process and module material control
- Resistant to salt, acid and ammonia
- Proven to be reliable in high temperature and humidity areas
- Certificated to fire class A
- Minimizes micro-crack and snail trails
- Certified to 5400 Pa positive load and 2400 Pa negative load



High energy generation

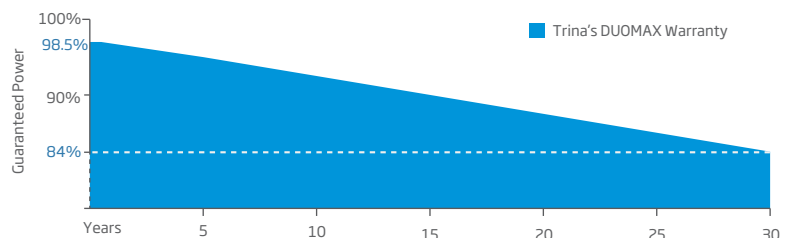
- Up to 30% additional power gain from back side depending on the albedo ;
- Excellent IAM and low light performance validated by 3rd party with cell process and module material optimization
- Lower temp coefficient (-0.35%) and NMOT bring more energy leading to lower LCOE
- Better anti-shading performance and lower operating temperature



Easy to install

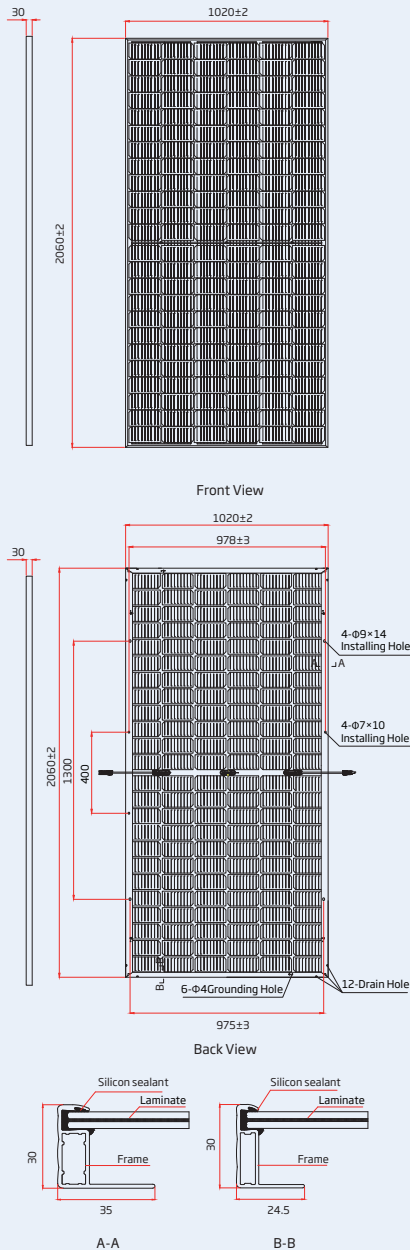
- Frame design makes module compatible with all racking and installation methods
- Easy to handle and install as normal framed module during transportation

Trina Solar's DUOMAX Performance Warranty

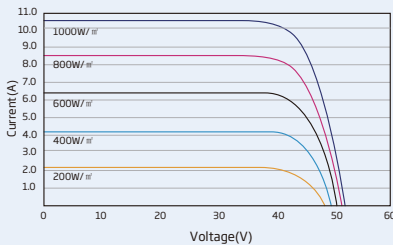


From the 2nd year to the 30th year, the average annual power decline will be no more than 0.5%.

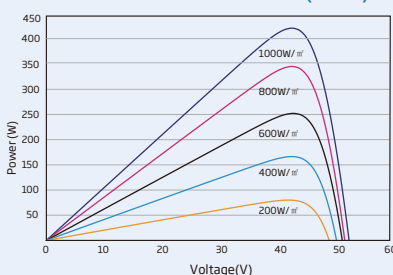
DIMENSIONS OF PV MODULE(mm)



I-V CURVES OF PV MODULE(425W)



P-V CURVES OF PV MODULE(425W)



ELECTRICAL DATA (STC)

Peak Power Watts- P_{MAX} (Wp)*	410	415	420	425	430
Power Output Tolerance- P_{MAX} (W)	0 ~ +5				
Maximum Power Voltage- V_{MPP} (V)	41.6	41.9	42.2	42.5	42.8
Maximum Power Current- I_{MPP} (A)	9.86	9.91	9.96	10.0	10.05
Open Circuit Voltage- V_{OC} (V)	49.6	49.8	50.0	50.2	50.4
Short Circuit Current- I_{SC} (A)	10.42	10.46	10.50	10.54	10.58
Module Efficiency η_m (%)	19.5	19.8	20.0	20.2	20.5

STC: Irradiance 1000W/m², Cell Temperature 25°C, Air Mass AM1.5.
 *Measuring tolerance: ±3%.

Electrical characteristics with different rear side power gain (reference to 425 Wp front)

Maximum Power- P_{MAX} (Wp)	446	468	489	510	531
Maximum Power Voltage- V_{MPP} (V)	42.5	42.5	42.5	42.5	42.5
Maximum Power Current- I_{MPP} (A)	10.5	11.0	11.5	12.0	12.5
Open Circuit Voltage- V_{OC} (V)	50.3	50.4	50.5	50.6	50.7
Short Circuit Current- I_{SC} (A)	11.07	11.59	12.12	12.65	13.18
Pmax gain	5%	10%	15%	20%	25%

Power Bifaciality 80±5%.

ELECTRICAL DATA (NMOT)

Maximum Power- P_{MAX} (Wp)	304	307	311	315	319
Maximum Power Voltage- V_{MPP} (V)	38.6	38.9	39.2	39.5	39.8
Maximum Power Current- I_{MPP} (A)	7.87	7.91	7.95	7.98	8.02
Open Circuit Voltage- V_{OC} (V)	46.9	47.0	47.3	47.4	47.6
Short Circuit Current- I_{SC} (A)	8.40	8.43	8.46	8.50	8.53

NMOT: Irradiance at 800W/m², Ambient Temperature 20°C, Wind Speed 1m/s.

MECHANICAL DATA

Solar Cells	Monocrystalline
Cell Orientation	144 cells (6 × 24)
Module Dimensions	2060 × 1020 × 30mm (81.10×40.16×1.18 inches)
Weight	27.2 kg (60.0 lb)
Front Glass	2.0 mm (0.08 inches), High Transmission, AR Coated Heat Strengthened Glass
Encapsulant material	POE/EVA
Back Glass	2.0 mm (0.08inches) white grid coated ,Heat Strengthened Glass
Frame	30mm(1.18 inches) Anodized Aluminium Alloy
J-Box	IP 68 rated
Cables	Photovoltaic Technology Cable 4.0 mm ² (0.006 inches ²) Portrait: 280/280 mm(11.02/11.02 inches) Landscape: 1900/1900 mm(68.89/68.89inches)
Connector	TS4

TEMPERATURE RATINGS

NMOT(Nominal Module Operating Temperature)	41°C (±3°C)
Temperature Coefficient of P_{MAX}	- 0.35%/°C
Temperature Coefficient of V_{OC}	- 0.25%/°C
Temperature Coefficient of I_{SC}	0.04%/°C

(Do not connect Fuse in Combiner Box with two or more strings in parallel connection)

MAXIMUM RATINGS

Operational Temperature	-40~+85°C
Maximum System Voltage	1500V DC (IEC)
Max Series Fuse Rating	20A

WARRANTY

10 year Product Workmanship Warranty
30 year Power Warranty

(Please refer to product warranty for details)

PACKAGING CONFIGURATION

Modules per box: 35pieces
Modules per 40' container: 770 pieces